

**Higher Education Management Information System(HEMIS)**  
**2081/2082 (2024/2025)**



**Submitted to:**

**UNIVERSITY GRANTS COMMISSION (UGC)**

Sanothimi, bhaktapur

<https://ugcnepal.edu.np>

**Submitted by:**

**Janajyoti Multiple Campus**

**Lalbandi, Sarlahi**

**Accredited by University Grants Commission (UGC), Nepal, (2022)**

**Ph: + 977-046-501550/501436, 9854043333**

**e-mail: [jmc.lalbandi@gmail.com](mailto:jmc.lalbandi@gmail.com)**

**website: [www.jjmc.edu.np](http://www.jjmc.edu.np)**



*Signature*

# Higher Education Management Information System(HEMIS)

2081/2082 (2024/2025)

**Submitted to:**

**UNIVERSITY GRANTS COMMISSION (UGC)**

Sanothimi, bhaktapur

<https://ugcnepal.edu.np>



**Submitted by:**

**Janajyoti Multiple Campus**

**Lalbandi, Sarlahi**

Accredited by University Grants Commission (UGC), Nepal, (2022)

Ph: + 977-046-501550/501436, 9854043333

e-mail: [jmc.lalbandi@gmail.com](mailto:jmc.lalbandi@gmail.com)

website: [www.jjmc.edu.np](http://www.jjmc.edu.np)



*Signature*

## Foreword

Janajoyti Multiple Campus, a community campus situated in Lalbandi 9 Sarlahi, Madhesh Province, was established in 2057 BS, by the efforts of social workers, academicians and the community. It is exclusively a service oriented community campus run in rural area mostly inhabited by farmers, aborigines and tribes. The Campus does not have any alternative source except the students' fees though Lalbandi Municipality has donated for campus buses and has been annually offering some fixed amount of money to it. In these sorts of unfavorable situations of the campus, UGC's grants in different times have worked a lot in strengthening the infrastructures of the campus. We are very much obliged to UGC for its assistance and are thankful for being accredited with certification by UGC Nepal in 2022.

The HEMIS Report 2081/082 includes the academic, economic and physical progress for quality. We are committed to lead the campus for excellence in teaching, learning and research. The Annual Report has been prepared thoroughly analyzing its historical background, present day needs and problems in order to increase the access of the disadvantaged class to higher education, minimize gender discriminations and provide quality education. The report reflects the mirror of the past, the reality of the present and destination of the future. We are confident of the fact that it will help to lead the programs of this campus ahead in a planned way.

The members of the task group who helped directly in preparing this report deserve lots of thanks. Their sincerity, untiring efforts and devotion has brought this plan in this form. Our sincere thanks go to CMC members, lecturers and office assistants of their respective fields. We express our thankfulness to the members, stakeholders' forum taking them in our high esteem.

In order to enhance the progress of the campus there must be active interactions between teachers and students and their parents are conducted periodically. Interactions between teachers and students and their parents bring a harmonious relation among them to create congenial teaching learning environment in the campus. According to the need of era, teachers are provided basic IT trainings and IT devices for IT supported teaching learning activities. The classrooms have been facilitated with IT tools. IQAC, ECA sub-committee, EMIS, Placement Cell, PIC, SQC are active in establishing institutional system and quality. These efforts are expected to facilitate in teaching learning activities. Teachers are encouraged for research and JJMC published 'JANAJYOTI JOURNAL- 2024'(2080) in print and online including research based peer-reviewed articles by the support of scholars and RMC. We also expect valuable suggestion from the members of the Campus Assembly, civic society, political parties, local government, academicians, and along with all concerned who have helped this campus by heart and soul to bring it to the present condition and for the successful execution of its plan. At the same time, we are optimistic about receiving more cooperation of UGC as well as other concerned agencies in the plans and their successful execution.

Campus Chief



## Acknowledgement

The report entitled HEMIS Report 2081/082 is an attempt to show the detailed information of the Institution including the enrollment, graduates, further study of the students of the academic years and other management systems as well in details using different figurative forms and brief description of presentation.

I would like to express thanks to the HEMIS Report team for preparing this report within such a short period of time and also would like to thank the UGC, Nepal for bringing the institution in the proper direction to maintain the quality education along with the systematic activities of keeping records of the graduates graduated in the past years with the aim at providing further feedback to improvements in the modernized way.

Similarly, I express thanks to the CMC for managing all the facilities for preparing this report in time and supporting the administrative body with required information for it. Moreover, I am indebted to the campus administration for permitting and managing the team to initiate the work in the effective way and also for managing the financial support for doing it.

Similarly, the special thank goes to Mr. Birendra Chaudhary, the Campus Chief, Mr. Ramesh Bhattarai, HoD of Education, Mr. Narad Bahadur Dhimi, HoD of Management faculty, Mr. Baburam Dahal, Lecturer from JJMC Lalbandi for their support in managing all the requirements of the work during its preparation.

Finally, all the members (teaching and non-teaching staffs) of the campus also deserve our thanks for providing the required information and working with us for the discussion about different issues, without that the report would not have been published in this form.

Ganesh Bahadur Karki  
Co-ordinator  
EMIS  
JJMC Lalbandi



*Ganesh Bahadur Karki*

## Abbreviations and Acronyms

BICTE:	Bachelor's in Information and Communication Technology Education
CCA:	Co-curricular Activity
CMC:	Campus Management Committee
ECA:	Extra-Curricular Activities
EMIS:	Educational Management and Information System
FT:	Full Time
GPI:	Gender Parity Index
HEMIS :	Higher Educational Management and Information System
HoD:	Head of Department
ICT:	Information Communication Technology
IQAC:	Internal Quality Assurance Cell
JJMC:	Janajyoti Multiple Campus
NEHEP:	Nurturing Excellence in Higher Education Program
PIC:	Public Information Cell
QAA:	Quality Assurance Accreditation
QE:	Quality Enhancement
RMC:	Research Management Cell
SOCL:	Strengths, Opportunities, Challenges and Learning
SQC :	Student Quality Circle
TU:	Tribhuvan University
UGC:	University Grants Commission



*Signature*

## Table of Contents

<b>Section 1 : Introduction .....</b>	<b>1</b>
<b>Section 2 : Campus Level, Faculty and Program.....</b>	<b>6</b>
<b>Section 3 : Student Enrollment .....</b>	<b>7</b>
<b>Section 4 : Final Exam Appear and Pass Rate .....</b>	<b>8</b>
<b>Section 5 : Graduates .....</b>	<b>9</b>
<b>Section 6: Gender Parity Index.....</b>	<b>10</b>
<b>Section 7: Public Financing .....</b>	<b>11</b>
<b>Section 8: Teachers and Staff.....</b>	<b>12</b>
<b>Section 9: Students Teacher Ratio .....</b>	<b>14</b>
<b>Section 10: Recent Trends ( Enrollment, Graduates, Pass Rates and Financing) .....</b>	<b>15</b>
<b>Section 11: Annex Summary Enrollment by Level, Faculty, Program, Gender and Caste Ethnicity 2081/2082.....</b>	<b>19</b>
<b>Appendices.....</b>	<b>24</b>



*Signature*

## List of Table

Table No. 1 : Campus Program.....	6
Table No. 2: Student Enrollment .....	7
Table No. 3: Final Exam Appear and Pass Rate.....	8
Table No. 4: Number of Graduated Students by Gender.....	9
Table No. 5: Number of Graduated Students by Ethnicity.....	9
Table No. 6: Gender Parity Index .....	10
Table No. 7: Public Financing .....	11
Table No. 8: Teaching Staff by Gender and contract type by post.....	12
Table No. 9: Summary of Tesching According to their Position .....	12
Table No. 10: Non-Teaching Staff by Gender and Contract type by Post .....	13
Table No. 11: Student to Teacher Ratio.....	14
Table No. 12: Annex Summary Enrollment by Level, Faculty, Program, Gender and Caste Ethnicity 2081/2082.....	19
Table No. 13: Summary Reports for Students .....	20
Table No. 14: Student Enrollment of BEd.....	20
Table No. 15: Student Enrollment of BA .....	21
Table No. 16: Student Enrollment of BICTE .....	21
Table No. 17: Student Enrollment of BBS .....	22
Table No. 18: Student Enrollment of MEd.....	22
Table No. 19: Student Enrollment of MBS .....	23



*Signature*

## List of Figure

Figure 1: Recent Trends ( Enrollment, Graduates, Pass Rates and Financing) .....	15
Figure 2: Student Graduation Trend From 2079/080 .....	16
Figure 3: Pass Rate Trend by Program wise 2079/2080.....	16
Figure 4: Sources of Income .....	17
Figure 5: Current Expenses.....	17
Figure 6: Capital Expenditure.....	18



*Signature*

## Section 1 : Introduction

Janajyoti Multiple Campus Lalbandi Municipality, Sarlahi		FACT SHEET	
<b>General Information of Campus</b>			
<b>Campus Name:</b> Janajyoti Multiple Campus	<b>Campus Chief Name:</b> Mr. Birendra Chaudhary		
<b>Affiliating University:</b> Tribhuvan University(TU)	<b>Campus Chief Contact No:</b> 985403333, 046-501436		
<b>Address:</b> Lalbandi, Sarlahi	<b>Campus Chief Email:</b> jmc.lalbandi@gmail.com		
<b>Province:</b> Madhesh, <b>District:</b> Sarlahi	<b>Landline Phone:</b> 046-501550		
<b>Local Level:</b> Lalbandi Municipality	<b>Focal Person:</b> Ganesh Karki		
<b>Campus Phone/Email:</b> 046501436 / jmc.lalbandi@gmail.com	<b>Focal Person Email/Phone:</b> jmc.lalbandi@gmail.com / 9854043333		
<b>Offered Faculty and Programs</b>			
<b>Faculty:</b>	a). Management	b). Humanities & Social Science	c). Education
<b>Level:</b>	a). Master	b). Bachelor	
<b>Offered Programs:</b>	a). Master in Business Studies	b). Bachelor in Arts	c). Bachelor in Education
	d). Bachelor in Business Studies	e). Bachelor of Information Communication	f). Master in Education

## Vision, Mission, Goals and Objectives

### Vision

To be a premier, innovative, research based educational hub.

### Mission

To offer technical, affordable and quality educational programs that respond to the contemporary needs through excellence in education and research.

### Goals

- To produce, advanced, skilled and qualified graduates as well as to promote the activities of self-employment and entrepreneurship.
- To establish as one of the leading academic institutions in the mid-terai region.
- To create and strengthen innovative, techno-friendly and research based educational environments for academic excellence.
- To maintain financial sustainability.
- To contribute in maintaining inclusion and gender equality through empowerment of women, ethnic, minority and dalits.
- To prepare the students to actively contribute to the mitigation of climate change and global warming.



## Objectives

1. To develop the quality of education increasing the pass percentage and reducing the drop-out rates.
2. To facilitate in running various programs for self-employment and entrepreneurship.
3. To establish more harmonious and stronger relationship between the campus and the stake-holders.
4. To make academic, administrative, economic and managerial functions more up-to-date and transparent.
5. To increase the educational quality of feeder schools and campuses.
6. To set up an educational research centre.
7. To promote technical and skill-based education according to the need and demand of modern era.
8. To make the Campus self-dependent by increasing sources of income.
9. To develop physical facilities.
10. To enhance health and environmental awareness, and increase students' participation on waste management, plantation and sanitation to mitigate climate change.
11. To conduct the gender equality and women empowerment activities.
12. To amend the existing plans and polices.

## Core Values and Norms

1. Service oriented academic institution.
2. Economic sustainability and transparency.
3. Abiding by the existing laws and rules of the country and the statute and code of conduct of this Campus.
4. Personal and institutional responsibility and accountability.
5. Diversity of thoughts, culture and ethnicity.
6. Innovation and continuous improvement.
7. Student empowerment and success.
8. Creativity and intellectual freedom.
9. Civic involvement, collective effort and dedication to team work.

Janajyoti Multiple Campus situated at Lalbandi, in Sarlahi, Madhesh Province, was established on 6<sup>th</sup> Mangsir, 2057 with 116 students under the affiliation of TU appointing two fulltime and four part time teachers, and one office assistant and a peon. Lalbandi is suburb which is



*[Handwritten signature]*

facilitated with modern prerequisites of transportation, communication, health education and other several facilities. The locals of this community seem to be committed to community education to respond to the challenges of improving education in local and national level. They have firm belief that individuals enhance their lives and communities through community education which provides opportunities for learning and collaboration among the citizens to face the challenges of their society.

In the earlier days of its establishment, the academic assembly members, stakeholders and other community members donated money to purchase the land and build the basic infrastructure to conduct the classes in its own building since 2060 BS. As per the plan, BBS classes were commenced on 2060 and B.Ed. one year in 2060. Likewise, BA 3 year in 2064, MEd in Nepali in 2065, MEd in Population Education and EPM in 2066 were commenced. To meet the demand of modern technical education, BICTE was introduced in 2069 BS. It got the affiliation for MBS in 2070. At present, this campus is running six programs under three streams: Education, Management and Humanities. It has been running BEd 4 year, BBS 4 year and BA 4 year, BEd one year, BICTE, MEd in Education and MBS in Management. The aforementioned courses and classes are being conducted smoothly facing ups and downs and challenges. JJMC has also proposed for BBA and BA BSW programs under TU. There are 23 teaching staff, 6 administrative staff and 8 helping staff to provide the required help for all enrolled students.

By the support of donors (Academic Assembly Members) and resources, the Campus has been able to own 1-0-0 land area of land on which an H-shaped three-storey building has been constructed. By the grants of UGC, the second floor of the Campus is constructed. It holds library with two restrooms for boys and girls and e-library. Likewise, the construction of meeting hall and parking shed and the upgrading of Volleyball court, TT court, Basketball court and Canteen are completed under the second phase of HERP. The grants from donors certainly encouraged our confidence in providing excellent quality education.

JJMC is a leading community campus, in the mid-Terai and is dedicated for quality education. This confidence is reflected on our slogan-“Affordable Quality Education, Our Dedication” and our products are spread over the local markets and national markets. We have also realized that constant monitoring, evaluation and vigilance must be internalized for sustainable excellence and quality of our programs and services. JJMC has also endeavoured for wider physical, academic, economic reforms for quality education. JJMC also participated and was selected by UGC for NEHEP. It has been accredited with certification by UGC Nepal in 2022.



*[Handwritten signature]*

## **Background /Rationale**

Since this campus is solely committed to enhance the practical career of its students in the national and international levels through the quality researched based education and enable them to address the challenges in the society, the campus has reformed and still been reforming all the activities under the guidelines of TU and UGC for the better performance. This HEMIS Report has covered a broad range of topics that include information about this institutions student enrolment, gross enrollment rates (GER), pass rates, gender parity index (GPI), graduates, teachers, public financing, education system, trend analysis and academic programs.

This study report is developed and administered by the campus to provide timely statistics and information for policy development, planning, budgeting and evidence-based management practices of the Institution. The study also seeks to present the general information of this campus programs.

To ensure transparent dissemination of information to stakeholders, the campus regularly publishes its HEMIS report. The HEMIS is part of the campus's efforts to improve quality. Based on the Higher Education Management Information System (H-EMIS) developed by UGC Nepal, the campus has developed its own HEMIS report. This Institution has implemented comprehensive education management through the application of an integrated information system. For this purpose, an HEMIS Unit has been formed to collect, compile, analyze, and publish various academic data available on the campus. The unit is tasked with maintaining records related to all departments as well as the Administration, Finance, Library, and Examination sections. It records and analyzes data related to students' personal information, enrollment, library usage, and examinations. Additionally, it maintains records of infrastructure, land, equipment, and other assets of the campus.

The HEMIS Software is a user-friendly, multithreading, multiuser, comprehensive, dynamic, scalable, visually appealing, interoperable, and secure web-based software application under the latest platform as suggested in the guidelines by the UGC. After inputting the data of the concerned sectors of higher education, like students' enrollment, Teaching staff, Non-teaching staff, upgrades, and graduation by academic year by gender, faculty, level, and so on, to manage digital records and carry out informed decisions with the help of this system.



## Objectives of the study

HEMIS Report 2080/2081 aims at presenting education management information of the Institution of the academic year 2080-2081 in order to develop the institution improvement in the future. The specific objectives of the study are as follows:

- To bring out a comprehensive report of statistical information about the education management of the Institution,
- To provide adequate, accurate, timely and reliable data to the education stakeholders.
- To get information regarding the strengths and weaknesses of the programs and their contributions,
- To get feedback from them to modify and upgrade the education management information of the Institution,
- To manage digital records and carry out informed decisions with the help of this system.



*[Handwritten signature]*

## Section 2 : Campus Level, Faculty and Program

Faculties	Class	Date of Affiliation	Level	Programme
Education	B. Ed.	2057-08-06	Bachelor's	4 year
Management	B.B.S.	2060-04-20	Bachelor's	4 year
Humanities	B.A.	2064-05-19	Bachelor's	4 year
Education	BICTE	2069-8-28	Bachelor's	4 year /Semesters
Management	M.B.S.	2070-10-14	Master's Degree	Semester
Education	M. Ed.	2065-10-09	Master's Degree	Semester

### List of Campus Programs

S.No:	Level	Faculty	Programs	Status
1	Master	Management	Master in Business Studies	Active
2	Bachelor	Humanities & Social Science	Bachelor in Arts	Active
3	Bachelor	Education	Bachelor in Education	Active
4	Bachelor	Management	Bachelor in Business Studies	Active
5	Bachelor	Education	Bachelor of Information Communication Technology in Education	Active
6	Master	Education	Master in Education	Active

**Table No. 1 : Campus Program**

The campus started its services among the public with the faculty of humanities from proficiency certificate level in the affiliation with Tribhuvan University, and currently it has practically been providing different programs from Bachelor's Degree Humanities faculty BA (RD & Sociology), Education faculty (BEd- Nepali, Population, English, Math & BICTE), and Management faculty(BBS), to Masters Degree Level in Education Faculty (Nepali, Population, Education Planning & management), and Management Faculty (MBS).

All programs are currently marked as active, meaning they are open for enrollment and continue to be part of the campus academic offerings. Their long-standing presence indicates the institution's commitment to providing quality education all stream.



*[Handwritten signature]*

## Section 3 : Student Enrollment

### 1. Summary of student enrollment in each program

Select Level		Select Faculty		EXPORT													
All Level		All Faculty															
S.No.	Program Name	Level	Faculty	Gender					Ethnicity								
				Male	Female	others	GPI	Total	Brahman	Dalit	Muslim	Tharu	Janajati	Others	Madhesi	Chhetri	Total
1	Bachelor in Arts	Bachelor	Humanities & Social Science	3	1	0	0.33	4	2	0	0	0	0	0	1	1	4
2	Bachelor in Business Studies	Bachelor	Management	357	531	0	1.49	888	164	32	37	3	230	0	325	97	888
3	Bachelor in Education	Bachelor	Education	49	142	0	2.90	191	30	23	5	0	59	0	54	20	191
4	Bachelor of Information Communication Technology in Education	Bachelor	Education	46	31	0	0.67	77	16	3	3	0	16	0	25	14	77
5	Master in Business Studies	Master	Management	122	121	0	0.99	243	89	4	0	0	40	0	54	56	243
6	Master in Education	Master	Education	21	27	0	1.29	48	17	2	0	0	9	0	12	8	48
Grand Total				598	853	0	1.43	1451	318	64	45	3	354	0	471	196	1451

**Table No. 2: Student Enrollment**

The above table shows the enrollment of the students in different levels, programs and years. The enrollment of the students in management faculty seems to be increasing, whereas the enrollment in education faculty is decreasing. There is significant participation of female students in each faculty. The enrollment trend of EDJ is increasing. Overall, the students' enrollment is in fluctuation.

## Section 4 : Final Exam Appear and Pass Rate

### 1.Students pass rate by Program

Select Fiscal Year													
2079/080													
Select Level													
Select Faculty													
EXPORT													
S.No.	Program	Total Appeared students in Exam				Total passed Students				Pass Percent (%)			
		Male	Female	Others	Total	Male	Female	Others	Total	Male	Female	Others	Total
1	Bachelor In Arts	3	0	0	3	3	0	0	3	100.00	0.00	0.00	100.00
2	Bachelor In Business Studies	232	352	0	584	43	72	0	115	18.53	20.45	0.00	19.69
3	Bachelor In Education	33	116	0	149	1	9	0	10	3.03	7.76	0.00	6.71
4	Bachelor Of Information Communication Technology In Education	42	20	0	62	34	18	0	52	80.95	90.00	0.00	83.87
5	Master In Business Studies	75	78	0	153	69	73	0	142	92.00	93.59	0.00	92.81
6	Master In Education	0	0	0	0	0	0	0	0	0.00	0.00	0.00	0.00
Grand Total		385	566	0	951	150	172	0	322	38.96	30.39	0.00	33.86

**Table No. 3: Final Exam Appear and Pass Rate**

The above tables present the pass rate of the students in different academic years and levels, program wise. The pass percentage varies from 6.71% to 92.81% in 2079/2080. Likewise, the pass percentage of female students is about 30.39% among passed students and the percentage of EDJ\* pass rate is from 34.05% . Forms fill-up, exams and results of some batches has been affected and delayed. In aggregate the pass percent is 33.86%. It is hoped that due to the adoption of more effective innovative educational pedagogy and application of modern teaching method, the pass rate is to increase in upcoming academic year.

Overall, the total passed percentage on Program, Level, Faculty Gender, Ethnicity is presented HEMIS sftware according to guidelines of UGC, HEMIS.

## Section 5 : Graduates

### 2.Number of Graduated Students by Gender

Select Fiscal Year: 2079/080 | Select Level: All Level | Select Faculty: All Faculty | EXPORT

S.No.	Program	Gender			
		Male	Female	Other	Total
1	Master in Education	1	1	0	2
2	Bachelor in Education	1	1	0	2
3	Master in Business Studies	5	4	0	9
4	Bachelor in Business Studies	6	11	0	17
5	Bachelor of Information Communication Technology in Education	1	1	0	2
Grand Total		14	18	0	32

**Table No. 4: Number of Graduated Students by Gender**

### 3.Number of Graduated Students by Ethnicity

Select Fiscal Year: 2079/080 | Select Level: All Level | Select Faculty: All Faculty | EXPORT

S.No.	Program	Ethnicity							Total
		Chhetri	Brahman	Janajati	Muslim	Madhesi	Dalit	Tharu	
1	Master in Education	1	0	1	0	0	0	0	2
2	Bachelor in Education	0	1	0	0	1	0	0	2
3	Master in Business Studies	4	3	1	0	0	0	1	9
4	Bachelor in Business Studies	5	2	4	0	6	0	0	17
5	Bachelor of Information Communication Technology in Education	1	0	0	0	1	0	0	2
Grand Total		11	6	6	8	0	1	0	32

**Table No. 5: Number of Graduated Students by Ethnicity**

The table shows the graduate trend of JJMC level wise, program wise in 2079/2080. Some of the transcripts of the pass out students are still to be received which may increase the number of pass outs. It shows that the graduate rate among female student is 46% and EDJ\* is 32% among the pass out. Despite the positive trend, more effective measures are being adopted for the increment in the rate and to minimize the fluctuation trend. The transcripts of some pass out students are still to be received for official record.

2079/2080 is taken as base for the graduate pass out as complete result of the year is fully published and Transcript being received.

## Section 6: Gender Parity Index

### 2.GPI of enrolled students by faculty and level

S.No.	Faculty	Gender				
		Male	Female	Other	GPI	Total
1	Education	116	200	0	1.72	316
2	Management	479	652	0	1.36	1131
3	Humanities	3	1	0	0.33	4
Grand Total		598	853	0	1.43	1451

S.No.	Level	Gender				
		Male	Female	Other	GPI	Total
1	Bachelor	1029	1610	0	1.56	2639
2	Master	249	234	0	0.94	483
Grand Total		1278	1844	0	1.44	3122

**Table No. 6: Gender Parity Index**

From the given data we can analyze that, Total of GPI among faculties 1.44. **Bachelor's Degree Level and Masters Degree Level** as a GPI is 1.56 and 0.94 respectively. which means there are significantly more female students than male students at this level. This suggests a stronger female representation in the Bachelor-level program at the Campus.

When we break this down further into specific faculties, we see even more interesting trends. In the **Education Faculty**, the GPI is 1.72, which indicates an even more pronounced gender imbalance in favor of female students. This means that there are more than two female students for every male student in this faculty, showing a very strong female presence.

**Management Faculty**, the GPI is 1.36, which is still greater than 1, indicating more female students than male students.

**Humanities faculty**, the GPI is 0.33, which shows minimum among the faculties.

## Section 7: Public Financing

Community campuses in Nepal, like us, receive financial support primarily through government grants, local community contributions, and student fees. The government of Nepal provides various types of funding to community campuses to ensure accessible and affordable education for students, especially in rural and semi-urban areas.

One of the major sources of financial support comes from the **University Grants Commission (UGC) of Nepal**, which provides grants based on academic performance, student enrollment, and institutional needs. These grants are categorized into **regular grants, performance-based grants, and development grants**. Regular grants help cover operational expenses such as faculty salaries and administrative costs, while performance-based grants are awarded to institutions that meet academic quality benchmarks. Development grants, on the other hand, are allocated for infrastructure improvement, such as building classrooms, libraries, and laboratories.

Apart from government funding, local municipalities and provincial governments also contribute financial aid to community campuses. These funds are often used for scholarship programs, faculty development, and facility enhancement.

### 7.2 Actual Financial Status in Last F.Y:

Sources of Income	Amount (Rs.)	Total Expenditures			
		Operating Costs	Amount	Capital Expenditure	Amount
Student Revenue/Fees	22480815	Salary	20609496	Land/Construction	4724141
UGC Regular Grants	2411000	Teaching Materials	224535	Equipment's	295320
UGC Grants	3235000	Maintenance	543660	Furniture	681862
Bank Interest	150933	Scholarship	390600	Books Purchase	1645077
Donation	8629757	Student Welfare	145055	Other Capital Expenditure	1248538
Other Income	2591967	Others Expenses Operating	9326980		
<b>Grand Total</b>	<b>39499472</b>		<b>31240326</b>		<b>8594938</b>

**Table No. 7: Public Financing**

The tables above represent the financial conditions of the campus in regard to its income and expenditure on various sectors. There seems some balance and surplus and is being used for institutional welfare. The increment in number of payable students may help in achieving more balance.



## Section 8: Teachers and Staff

### 4.1 Teaching staff by gender and contract type by post

POST	PERMANENT				TEMPORARY				CONTRACT				PART-TIME				GRAND TOTAL
	Male	Female	Others	Total	Male	Female	Others	Total	Male	Female	Others	Total	Male	Female	Others	Total	
Lecturer	4	0	0	4	5	0	0	5	0	0	0	4	8	2	0	10	19
Professor	4	0	0	4	0	0	0	0	0	0	0	4	0	0	0	0	4
<b>Total</b>	<b>8</b>	<b>0</b>	<b>0</b>	<b>8</b>	<b>5</b>	<b>0</b>	<b>0</b>	<b>5</b>	<b>0</b>	<b>0</b>	<b>0</b>	<b>0</b>	<b>8</b>	<b>2</b>	<b>0</b>	<b>10</b>	<b>23</b>

**Table No. 8: Teaching Staff by Gender and contract type by post**

### 2. Summary of Teachers according to their position

S.No.	Position	Male	Female	Others	Total
1	Professor	4	0	0	4
2	Lecturer	17	2	0	19
	<b>Total</b>	<b>21</b>	<b>2</b>	<b>0</b>	<b>23</b>

### 3. Summary of Teachers by Departments

**Table No. 9: Summary of Teaching According to their Position**

The table shows the staff record from different perspectives of the reporting as Gender, Qualification, Ethnicity, joining type, Post, Categories, and etc. The teaching members' details are summarized by the post, joining type, and gender.

Out of a total of 23 teachers, male teachers dominate with 21 individuals, while only 2 are female, and there is no representation of other gender identities.

#### 4.2 Non-teaching staff by gender and contract type by post

POST	PERMANENT				TEMPORARY				CONTRACT				PART-TIME				GRAND TOTAL
	Male	Female	Others	Total	Male	Female	Others	Total	Male	Female	Others	Total	Male	Female	Others	Total	
Assistants	0	0	0	0	1	0	0	1	0	0	0	0	0	0	0	0	1
Office Assistant	3	2	0	5	0	0	0	0	0	0	0	5	0	0	0	0	5
Second Class	2	0	0	2	0	0	0	0	0	0	0	2	0	0	0	0	2
First Class	1	0	0	1	0	0	0	0	0	0	0	1	0	0	0	0	1
Ass. Accountant	1	0	0	1	0	0	0	0	0	0	0	1	0	0	0	0	1
Driver	0	0	0	0	2	0	0	2	0	0	0	0	0	0	0	0	2
Other	0	0	0	0	1	0	0	1	0	0	0	0	0	0	0	0	1
Assistants	1	0	0	1	0	0	0	0	0	0	0	1	0	0	0	0	1
<b>Total</b>	<b>8</b>	<b>2</b>	<b>0</b>	<b>10</b>	<b>4</b>	<b>0</b>	<b>0</b>	<b>4</b>	<b>0</b>	<b>0</b>	<b>0</b>	<b>0</b>	<b>0</b>	<b>0</b>	<b>0</b>	<b>0</b>	<b>14</b>

**Table No. 10: Non-Teaching Staff by Gender and Contract type by Post**

It shows that there are 10 permanent and 4 Temporary non-teaching staff members. Among them 2 are female staff members.



*[Handwritten signature]*

## Section 9: Students Teacher Ratio

The student-teacher ratio refers to the number of students for every teacher in an educational institution. It is a measure of the average class size and how many students a teacher is responsible for.

To calculate the student-teacher ratio, we use the following formula:

$$\text{Student-to-Teacher Ratio} = \text{Total Number of Students} / \text{Total Number of Teachers}$$

S.No.	Faculty	Male	Female	Total Teachers	Total Students	Ratio (Student/Teacher)
1	Humanities	1	1	2	4	2.0
2	Education	8	1	9	316	35.1
3	Management	12	0	13	1131	87.0
4	Total	21	2	23	1451	63.1

**Table No. 11: Student to Teacher Ratio**

The above table shows Teacher student ratio. The ratio is higher in management faculty in comparison to other faculties.

Humanities Faculty Teacher Student Ratio : 2:1

Education Faculty Teacher Student Ratio : 35:1

Management Faculty Teacher Student Ratio : 87:1

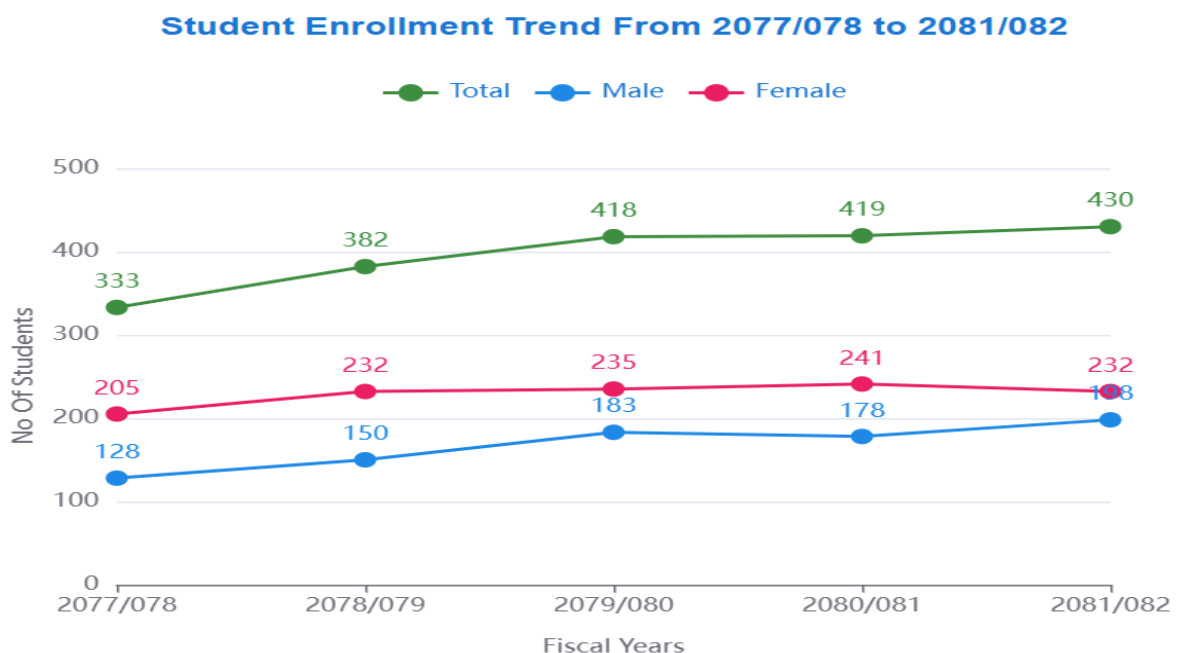
Over all the faculties wise average teacher student ratio is 63:1.

The difference in these ratios reflects the varying teaching demands between faculties. While a lower student-teacher ratio is generally seen as favorable for providing tailored learning experiences, we are mindful of managing class sizes effectively across all disciplines. Our goal is to maintain a balance between teacher workload and student support, ensuring a high-quality educational experience for all our students.

## Section 10: Recent Trends ( Enrollment, Graduates, Pass Rates and Financing)

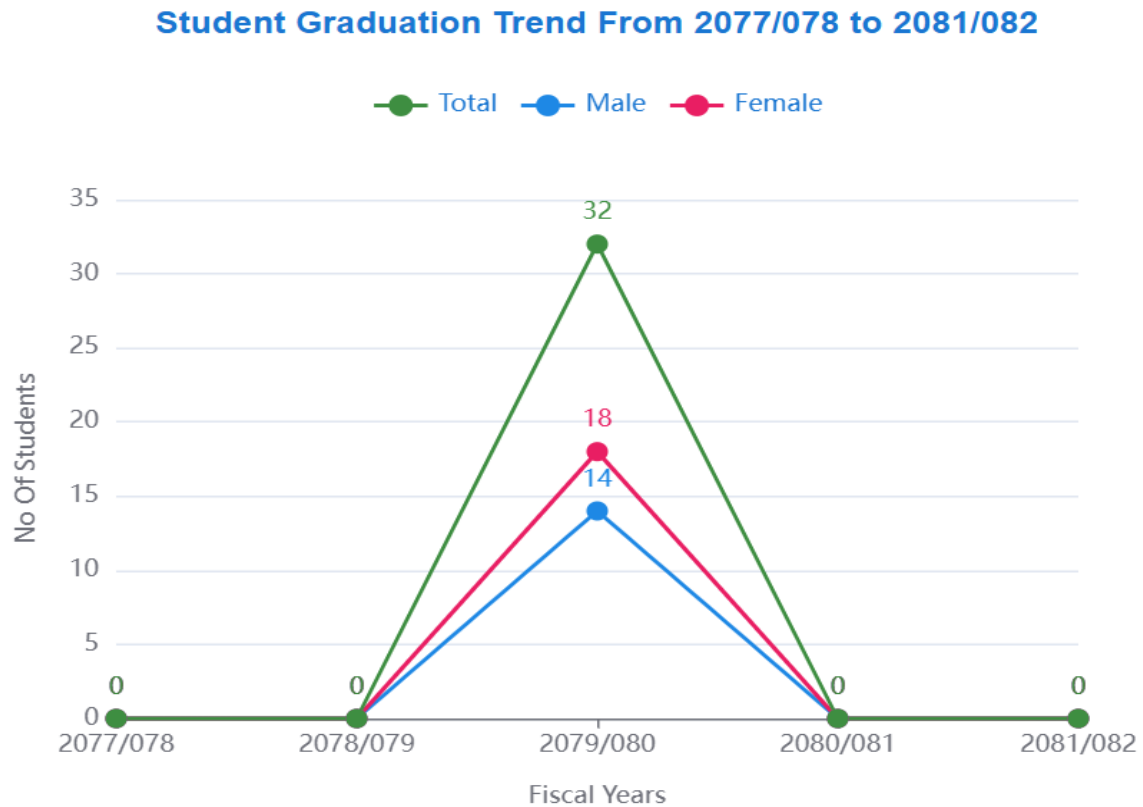
This section explores the recent trends at the campus, with a focus on enrollment patterns, graduation rates, pass percentages, and financial stability. These factors, when examined together, offer valuable insights into the educational environment and highlight the evolving challenges faced by the campus. Over time, enrollment patterns have mirrored societal shifts, economic conditions, and changes in educational policy, offering a snapshot of how access to education has expanded or contracted.

Similarly, pass percentages provide an important gauge of academic success, reflecting not only the preparedness of students but also the effectiveness of teaching methods, support systems, and resources available. Graduation rates further add to the picture, indicating the persistence of students through to the completion of their studies. The financial landscape of the campus remains equally crucial, as it dictates the ability to support students and staff while ensuring long-term institutional sustainability. By examining these trends, this section seeks to provide a detailed understanding of how these factors work in tandem to shape the student experience at Janajyoti Multiple Campus.



**Figure 1: Recent Trends ( Enrollment, Graduates, Pass Rates and Financing)**

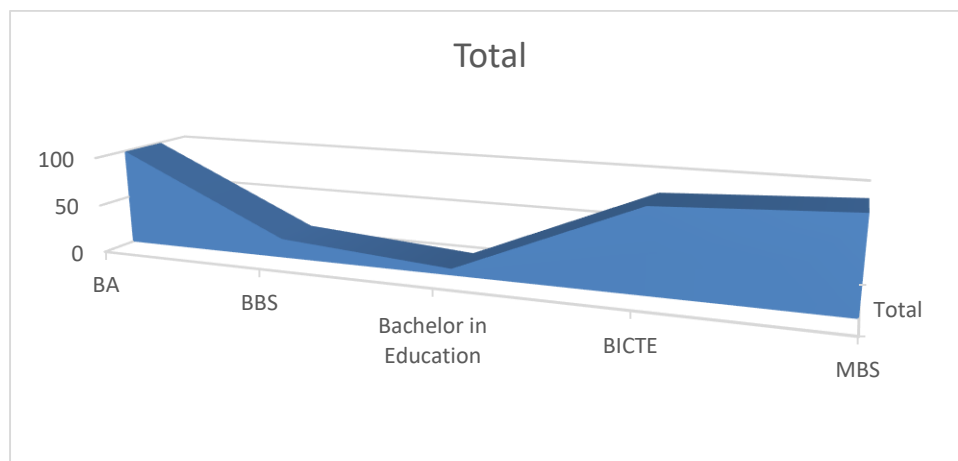
In the academic year 2081/82 B.S., Janajyoti Multiple Campus had a total enrollment of 1451 students in all enrolled at the Bachelor level and Masters Degree Level. The students enrollement trend is in flacutation.



**Figure 2: Student Graduation Trend 2079/080**

In the academic year 2079/080 B.S., 32 students received transcripts at the Bachelor level and Masters Degree Level. The students graduate trend is in great flacutation.

**Pass Rate Trend by Program wise 2079/2080**



**Figure 3: Pass Rate Trend by Program wise 2079/2080**



The above tables present the pass rate of the students in different academic years and levels, program wise. The pass percentage varies from 6.71% to 92.81% in 2079/2080. Forms fill-up, exams and results of some batches has been affected and delayed. In aggregate the pass percent is 33.86%. The pass rate in semester system is higher, whereas pass rate an annual system is satisfactory.

### Financing trends

This financial structure not only ensures the smooth functioning of the campus but also reflects its commitment to transparency, infrastructure development, and digital transformation, including the implementation of a Higher Education Management Information System (HEMIS). The campus 2080/2081 annual budget is in increasing trend in comparision to earlier years.

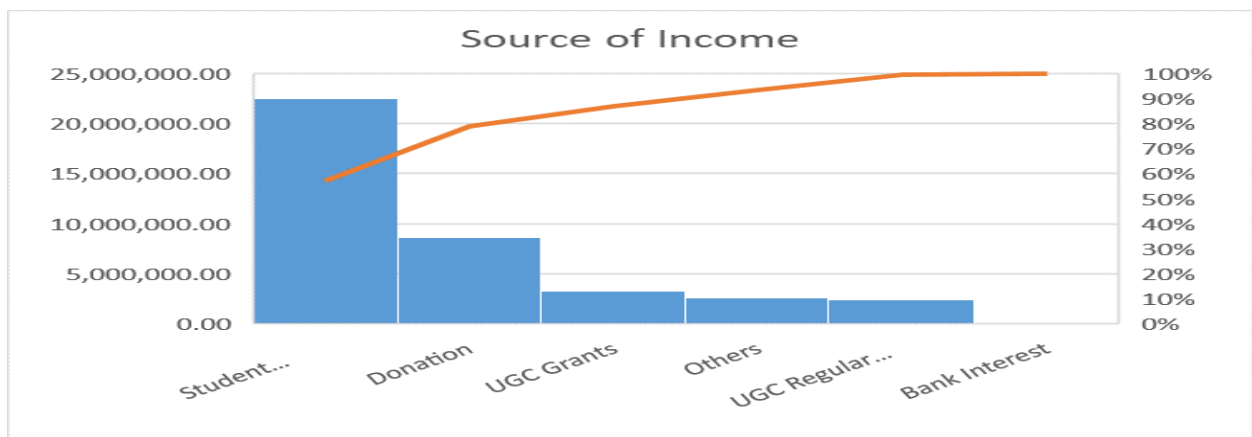


Figure 4: Sources of Income

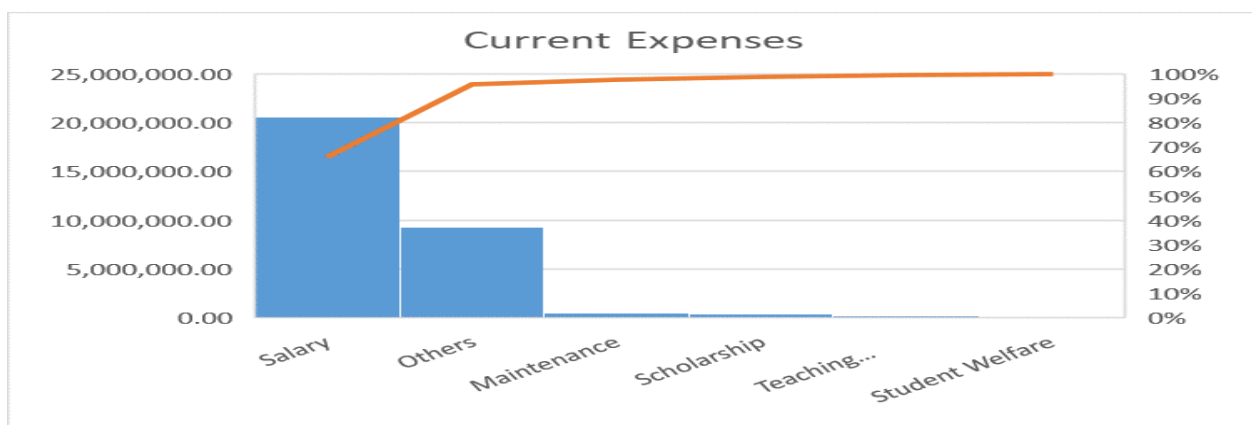
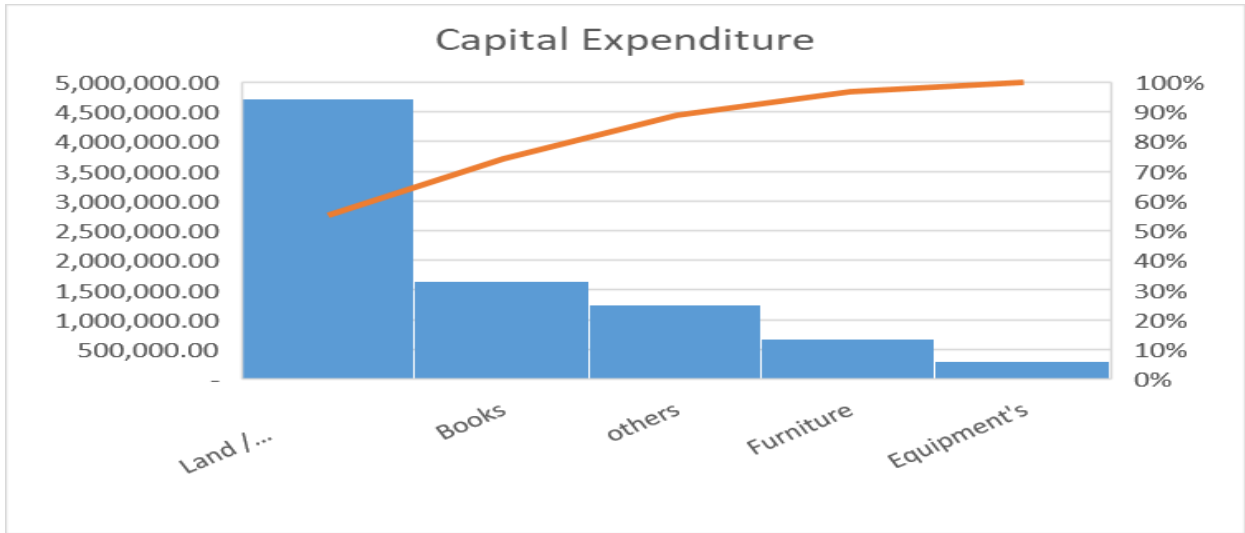


Figure 5: Current Expenses



**Figure 6: Capital Expenditure**

## Section 11: Annex Summary Enrollment by Level, Faculty, Program, Gender and Caste Ethnicity 2081/2082

Summary Report of Janajyoti Multiple Campus (F.Y.2081/082)

Select Fiscal Year  
2081/082

Summary Report for students

1. Summary of student enrollment in each program

Select Level: Bachelor      Select Faculty: All Faculty      EXPORT

S.No.	Program Name	Level	Faculty	Gender					Ethnicity								
				Male	Female	others	GPI	Total	Brahman	Dalit	Muslim	Tharu	Janajati	Others	Madhesi	Chhetri	Total
1	Bachelor in Arts	Bachelor	Humanities & Social Science	3	1	0	0.33	4	2	0	0	0	0	0	1	1	4
2	Bachelor in Business Studies	Bachelor	Management	357	531	0	1.49	888	164	32	37	3	230	0	325	97	888
3	Bachelor in Education	Bachelor	Education	49	142	0	2.90	191	30	23	5	0	59	0	54	20	191
4	Bachelor of Information Communication Technology in Education	Bachelor	Education	46	31	0	0.67	77	16	3	3	0	16	0	25	14	77
<b>Grand Total</b>				455	705	0	1.55	1160	212	58	45	3	305	0	405	132	1160

**Table No. 12: Annex Summary Enrollment by Level, Faculty, Program, Gender and Caste Ethnicity 2081/2082**

## Summary Report of Janajyoti Multiple Campus (F.Y.2081/082)

Select Fiscal Year

2081/082

### Summary Report for students

#### 1. Summary of student enrollment in each program

Select Level

Master

Select Faculty

All Faculty

EXPORT

S.No.	Program Name	Level	Faculty	Gender					Ethnicity								
				Male	Female	others	GPI	Total	Brahman	Dalit	Muslim	Tharu	Janajati	Others	Madhesi	Chhetri	Total
1	Master in Business Studies	Master	Management	122	121	0	0.99	243	89	4	0	0	40	0	54	56	243
2	Master in Education	Master	Education	21	27	0	1.29	48	17	2	0	0	9	0	12	8	48
<b>Grand Total</b>				<b>143</b>	<b>148</b>	<b>0</b>	<b>1.03</b>	<b>291</b>	<b>106</b>	<b>6</b>	<b>0</b>	<b>0</b>	<b>49</b>	<b>0</b>	<b>66</b>	<b>64</b>	<b>291</b>

**Table No. 13: Summary Reports for Students**

### 1) STUDENT ENROLLMENT: ANNUAL SYSTEM

#### 1.1 Bachelor in Education

STUDENT ENROLLMENT IN FY 2081/082													
Year	Gender				EDJ	Ethnicity							
	Male	Female	Others	Total		Dalit	Muslim	Tharu	Janajati	Chhetri	Brahman	Others	Total
First	19	31	0	50	0	8	1	0	8	6	14	0	50
Second	12	44	0	56	0	7	2	0	20	3	8	0	56
Third	11	58	0	69	0	8	2	0	24	7	6	0	69
Fourth	7	9	0	16	0	0	0	0	7	4	2	0	16
<b>Grand Total</b>	<b>49</b>	<b>142</b>	<b>0</b>	<b>191</b>	<b>0</b>	<b>23</b>	<b>5</b>	<b>0</b>	<b>59</b>	<b>20</b>	<b>30</b>	<b>0</b>	<b>191</b>

**Table No. 14: Student Enrollment of BE.**



*[Handwritten signature]*

## 1.2 Bachelor in Arts

STUDENT ENROLLMENT IN FY 2081/082													
Year	Gender				EDJ	Ethnicity							
	Male	Female	Others	Total		Dalit	Muslim	Tharu	Janajati	Chhetri	Brahman	Others	Total
First	3	1	0	4	0	0	0	0	0	1	2	0	4
Second	0	0	0	0	0	0	0	0	0	0	0	0	0
Third	0	0	0	0	0	0	0	0	0	0	0	0	0
Fourth	0	0	0	0	0	0	0	0	0	0	0	0	0
<b>Grand Total</b>	<b>3</b>	<b>1</b>	<b>0</b>	<b>4</b>	<b>0</b>	<b>0</b>	<b>0</b>	<b>0</b>	<b>0</b>	<b>1</b>	<b>2</b>	<b>0</b>	<b>4</b>

**Table No. 15: Student Enrollment of BA**

## 2.4 Bachelor of Information Communication Technology in Education

STUDENT ENROLLMENT IN FY 2081/082													
Semester	Gender				EDJ	Ethnicity							
	Male	Female	Others	Total		Dalit	Muslim	Tharu	Janajati	Chhetri	Brahman	Others	Total
First	0	0	0	0	0	0	0	0	0	0	0	0	0
Second	18	9	0	27	0	2	2	0	7	3	7	0	27
Third	10	7	0	17	0	1	0	0	5	3	2	0	17
Fourth	0	1	0	1	0	0	0	0	1	0	0	0	1
Fifth	11	10	0	21	0	0	1	0	3	2	6	0	21
Sixth	0	0	0	0	0	0	0	0	0	0	0	0	0
Seventh	1	0	0	1	0	0	0	0	0	1	0	0	1
Eighth	6	4	0	10	0	0	0	0	0	5	1	0	10
<b>Grand Total</b>	<b>46</b>	<b>31</b>	<b>0</b>	<b>77</b>	<b>0</b>	<b>3</b>	<b>3</b>	<b>0</b>	<b>16</b>	<b>14</b>	<b>16</b>	<b>0</b>	<b>77</b>

**Table No. 16: Student Enrollment of BICTE**

### 1.3 Bachelor in Business Studies

STUDENT ENROLLMENT IN FY 2081/082													
Year	Gender				EDJ	Ethnicity							
	Male	Female	Others	Total		Dalit	Muslim	Tharu	Janajati	Chhetri	Brahman	Others	Total
First	149	165	0	314	0	11	10	3	96	34	47	0	314
Second	70	121	0	191	0	6	7	0	39	19	43	0	191
Third	96	166	0	262	0	12	12	0	67	31	45	0	262
Fourth	42	79	0	121	0	3	8	0	28	13	29	0	121
<b>Grand Total</b>	<b>357</b>	<b>531</b>	<b>0</b>	<b>888</b>	<b>0</b>	<b>32</b>	<b>37</b>	<b>3</b>	<b>230</b>	<b>97</b>	<b>164</b>	<b>0</b>	<b>888</b>

**Table No. 17: Student Enrollment of BBS**

### 2.2 Master in Education

STUDENT ENROLLMENT IN FY 2081/082													
Semester	Gender				EDJ	Ethnicity							
	Male	Female	Others	Total		Dalit	Muslim	Tharu	Janajati	Chhetri	Brahman	Others	Total
First	21	27	0	48	0	2	0	0	9	8	17	0	48
Second	0	0	0	0	0	0	0	0	0	0	0	0	0
Third	0	0	0	0	0	0	0	0	0	0	0	0	0
Fourth	0	0	0	0	0	0	0	0	0	0	0	0	0
Fifth	0	0	0	0	0	0	0	0	0	0	0	0	0
Sixth	0	0	0	0	0	0	0	0	0	0	0	0	0
Seventh	0	0	0	0	0	0	0	0	0	0	0	0	0
Eighth	0	0	0	0	0	0	0	0	0	0	0	0	0
<b>Grand Total</b>	<b>21</b>	<b>27</b>	<b>0</b>	<b>48</b>	<b>0</b>	<b>2</b>	<b>0</b>	<b>0</b>	<b>9</b>	<b>8</b>	<b>17</b>	<b>0</b>	<b>48</b>

**Table No. 18: Student Enrollment of MEd.**



*[Handwritten signature]*

### 2.3 Master in Business Studies

STUDENT ENROLLMENT IN FY 2081/082													
Semester	Gender				EDJ	Ethnicity							
	Male	Female	Others	Total		Dalit	Muslim	Tharu	Janajati	Chhetri	Brahman	Others	Total
First	34	40	0	74	0	1	0	0	14	21	24	0	74
Second	3	6	0	9	0	0	0	0	1	3	4	0	9
Third	39	31	0	70	0	0	0	0	10	13	23	0	70
Fourth	46	44	0	90	0	3	0	0	15	19	38	0	90
Fifth	0	0	0	0	0	0	0	0	0	0	0	0	0
Sixth	0	0	0	0	0	0	0	0	0	0	0	0	0
Seventh	0	0	0	0	0	0	0	0	0	0	0	0	0
Eighth	0	0	0	0	0	0	0	0	0	0	0	0	0
<b>Grand Total</b>	<b>122</b>	<b>121</b>	<b>0</b>	<b>243</b>	<b>0</b>	<b>4</b>	<b>0</b>	<b>0</b>	<b>40</b>	<b>56</b>	<b>89</b>	<b>0</b>	<b>243</b>

**Table No. 19: Student Enrollment of MBS**

## Appendices

जनज्योति बहुमुखी क्याम्पस  
लालबन्दी, सर्लाही  
आय-व्यय विवरण

श्रावण १, २०८० देखि आषाढ ३१, २०८१ सम्मको

विवरण	अनुसूचि	यस आ.व.को (रु)	गत आ.व.को (रु)
<b>आय</b>			
विद्यार्थी शुल्क आम्दानी	९	२२,४८०,८१५.००	२१,७५५,७०५.००
अन्य आम्दानी	१०	१३,७८८,९००.१४	९,१७९,४५६.३०
<b>कुल आम्दानी</b>		<b>३६,२६९,७१५.१४</b>	<b>३०,९३५,१६१.३०</b>
<b>व्यय</b>			
शिक्षक तथा कर्मचारी खर्च	११	२०,६०९,४९६.००	१८,५२१,०२६.००
प्रशासनिक खर्च	१२	१०,६३०,८३०.६९	९,४४०,२५२.००
<b>कुल खर्च</b>		<b>३१,२४०,३२६.६९</b>	<b>२७,९६१,२७८.००</b>
हास खर्च अधिको नाफा/(नोक्सान)		५,०२९,३८८.४५	२,९७३,८८३.३०
हास खर्च	६	४,३५३,०८४.३८	४,१३४,५२२.८६
<b>यस आ.व को नाफा/(नोक्सान)</b>		<b>६७६,३०४.०७</b>	<b>(१,१६०,६३९.५६)</b>


प्रमुख लेखनीति तथा टिप्पणी


१३


आजको मितिमा संलग्न प्रतिवेदन अनुसार

  
लेखा प्रमुख

  
संयोजक  
लेखा समिति

  
अध्यक्ष  
क्या. व्यवस्थापन समिति

  
क्याम्पस प्रमुख


  
लेखापरिक्षक  
सि.ए. अभित पौडेल

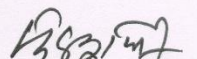
**जनज्योति बहुमुखी क्याम्पस**  
**लालबन्दी, सर्लाही**  
**आय-व्यय विवरणका अनुसुचिहरु**  
**श्रावण १,२०८० देखि आषाढ ३१,२०८१ सम्मको**


विद्यार्थी शुल्क आम्दानी		अनुसुचि ९
विवरण	यस आ.व.को (रु)	गत आ.व.को (रु)
विद्यार्थी भर्ना तथा मासिक शुल्क	१८,६१८,३५५.००	१७,३८९,७५५.००
परिक्षा र रजिष्ट्रेशन शुल्क	३,२६१,३०२.००	३,८४५,०००.००
चारित्रिक प्रमाणपत्र	२४५,०००.००	३०५,०००.००
विविध शुल्क आम्दानी	३५६,१५८.००	२१५,९५०.००
<b>जम्मा</b>	<b>२२,४८०,८१५.००</b>	<b>२१,७५५,७०५.००</b>

अन्य आम्दानी		अनुसुचि १०
विवरण	यस आ.व.को (रु)	गत आ.व.को (रु)
विश्वविद्यालय अनुदान आयोग	५,०४६,९००.००	३,६५०,०००.००
बैंक ब्याज	१५०,९३३.१४	१८४,०६६.०५
राष्ट्रिय परिक्षा बोर्डबाट प्राप्त	१०६,७८३.००	९९,०११.००
+२ तर्फबाट अनुदान	६,०००,०००.००	४,५००,०००.००
त्री.वि डिन कार्यालयबाट प्राप्त	५९३,४८०.००	२४९,३०२.००
कर्मचारी विदा बापतको (दिपिका अधिकारी)	-	१२,३७६.००
पदपूर्ति आवेदन शुल्क प्राप्त तथा विविध आम्दानी	१६१,३००.००	४८४,७०१.२५
कोटेशन धरौटी	४५,०००.००	-
अन्य शुल्क आम्दानी	१,६८४,५०४.००	-
<b>जम्मा</b>	<b>१३,७८८,९००.१४</b>	<b>९,१७९,४५६.३०</b>

  
लेखा प्रमुख

  
संभोजक  
लेखा समिति

  
अध्यक्ष  
क्या. व्यवस्थापन समिति

  
क्याम्पस प्रमुख


  
लेखापरिक्षक  
सि.ए. अमित पौडेल


**जनज्योति बहुमुखी क्याम्पस**  
**लालबन्दी, सर्लाही**  
**आय-व्यय विवरणका अनुसुचिहरु**  
**श्रावण १,२०८० देखि आषाढ ३१,२०८१ सम्मको**


शिक्षक तथा कर्मचारी खर्च		अनुसुचि ११
विवरण	यस आ.व.को (रु)	गत आ.व.को (रु)
वार्षिक तलब खर्च	२०,६०९,४९६.००	१८,२०७,१२६.००
वार्षिक भत्ता खर्च	-	३१३,९००.००
<b>जम्मा</b>	<b>२०,६०९,४९६.००</b>	<b>१८,५२१,०२६.००</b>

प्रशासनिक खर्च		अनुसुचि १२
विवरण	यस आ.व.को (रु)	गत आ.व.को (रु)
दैनिक भ्रमण खर्च	१९८,०८६.००	२१५,०९९.००
परीक्षा तथा रजिष्ट्रेशन खर्च	२,१६९,७६५.००	१,५६५,०४५.००
शिक्षण अभ्यास तथा प्रयोगात्मक	६६८,९१०.००	६४५,००५.००
आन्तरिक परिक्षा	२०४,९९६.००	१०२,७७५.००
परीक्षा केन्द्र खर्च	१,०७०,३८७.००	५३१,२२५.००
सम्बन्धन तथा त्री.वि सेवा शुल्क	४७७,७००.००	१९७,८००.००
मसलन्द र फोटोकपि	२२४,५३५.००	१९८,७७७.००
ID Card पेपर र कार्टेज, विद्यार्थी टाई	२०४,७९५.००	१९८,८००.००
शैक्षिक क्यालेण्डर र वार्षिक प्रतिवेदन छपाई	५४,८०९.००	३३२,०००.००
टेलिफोन, विद्युत र इन्टरनेट	३०५,२३४.००	२०९,७११.००
अतिरिक्त कृयाकलाप	१४५,०५५.००	४७,१६०.००
छात्रवृत्ति	३९०,६००.००	४२६,६००.००
अतिथि सत्कार	९४,८८५.००	१४३,११६.००
औषधि उपचार खर्च	२२१,०००.००	-
स्ववियू खर्च	६८,४५५.००	-
लेखापरिक्षण शुल्क	५०,०००.००	४५,०००.००
इन्धन	१,४३५,०७२.००	१,३७०,४८८.००
मर्मत संभार	२८९,९१७.००	१५०,५३३.००
सरसफाई तथा बगैचा व्यवस्थापन	६१,६२८.००	८२,५३३.००
पत्रपत्रिका तथा सूचना प्रचारप्रसार	६२,३४०.००	७०,४८०.००
<b>यस पृष्ठको जम्मा</b>	<b>८,३९८,१६९.००</b>	<b>६,५३२,१४८.००</b>

  
लेखा प्रमुख

  
संयोजक  
लेखा समिति

  
अध्यक्ष  
क्या. व्यवस्थापन समिति

  
क्याम्पस प्रमुख


  
लेखापरिक्षक  
सि.ए. अमित पौडेल

**जनज्योति बहुमुखी क्याम्पस**  
**लालबन्दी, सर्लाही**  
**आय-व्यय विवरणका अनुसुचिहरु**  
**श्रावण १,२०८० देखि आषाढ ३१,२०८१ सम्मको**

विवरण	यस आ.व.को (रु)	गत आ.व.को (रु)
अधिल्लो पृष्ठको जम्मा	८,३९८,१६९.००	६,५३२,१४८.००
बस सर्भिसिङ्ग	२५३,७४३.००	२९९,४३६.००
UGC/QAA तयारी	३९९,८०५.००	६४०,४७८.००
बस बिमा र नवीकरण	१५९,९६९.४४	१५९,६७५.००
अवलोकन भ्रमण खर्च	२९४,९९५.००	८२,२७५.००
चालक र सहचालक खर्च	५०,४००.००	५९,५४०.००
कोटेशन धरौटी फिर्ता	४५,०००.००	-
कार्यालय गोष्ठी	१०६,६४०.००	१२८,४०७.००
स्ववीयू निर्वाचन	-	२३२,०९९.००
पोशाक खर्च	१८९,८००.००	१९८,०००.००
प्राज्ञिक सभा तथा वार्षिकोत्सव खर्च, चाडवाड खर्च	३०,६३५.००	८४,७३६.००
RMC अनुदान	४००,०००.००	-
EMIS खर्च	९९,२४५.००	१८०,२७५.००
अनुसन्धान तालिम तथा शोध निर्देशन	२५३,५६९.००	३५४,२५०.००
विविध	६९,७४८.२५	२६,९४९.००
खराब आसामी	-	४७०,०००.००
<b>कुल जम्मा</b>	<b>१०,६३०,८३०.६९</b>	<b>९,४४०,२५२.००</b>

  
लेखा प्रमुख

  
संयोजक  
लेखा समिति

  
अध्यक्ष  
नया. व्यवस्थापन समिति

  
क्याम्पस प्रमुख

  
लेखापरिक्षक  
सि.ए. अमित पौडेल


जनज्योति बहुमुखी क्याम्पस  
लालबन्दी, सर्लाही  
आय-व्यय विवरणका अनुसुचिहरु  
श्रावण १,२०८० देखि आषाढ ३१,२०८१ सम्मको


विद्यार्थी शुल्क आम्दानी (मासिक विवरण)

अनुसुचि ९.१

महिना	रसिद नं		रकम (रु)
	देखि	सम्म	
श्रावण	१	२३६	१,४२८,७००.००
भाद्र	२३७	५८१	२,८५२,१४०.००
आश्विन	५८२	६९२	६६६,७५०.००
कार्तिक	६९३	७२०	२६८,४५०.००
मंसिर	७२१	९९६	१,९१५,७५०.००
पौष	९९७	१३९८	२,१३५,०८५.००
माघ	१३९९	१७९४	३,९५४,६६०.००
फाल्गुण	१७९५	२१७५	२,८३५,९००.००
चैत्र	२१७६	२७९८	४,०७८,३८०.००
वैशाख	२७९९	२८८९	५३४,८५०.००
ज्येष्ठ	२८९०	३३९५	१,५७२,७००.००
आषाढ	३३९६	३७३९	९६६,०५०.००
विद्यार्थीबाट जम्मा प्राप्त			२३,२०९,४१५.००
न्यून : पुस्तकालय धरौटी (दायित्व जनाइएको)			(६८५,०००.००)
न्यून : स्ववियु आम्दानी (दायित्व जनाइएको)			(४३,६००.००)
जम्मा विद्यार्थी शुल्क आम्दानी			२२,४८०,८१५.००

  
लेखा प्रमुख

  
संयोजक  
लेखा समिति

  
अध्यक्ष  
क्या. व्यवस्थापन समिति

  
क्याम्पस प्रमुख

  
लेखापरिक्षक  
सि.ए. अमित पौडेल

जनज्योति बहुमुखी क्याम्पस

लालबन्दी, सर्लाही

नगद प्रवाह विवरण

श्रावण १, २०८० देखि बाषाढ ३१, २०८१ सम्मको

विवरण	अनुसुचि	यस आ.व.को (रु)	गत आ.व.को (रु)
(क) सञ्चालन गतिविधिबाट नगद प्रवाह			
यस आ.व को नाफा/नोक्सान		६७६,३०४.०७	(१,१६०,६३९.५६)
समायोजन:			
१.डास कट्टी	६	४,३५३,०८४.३८	४,१३४,५२२.८६
सञ्चालन गतिविधिबाट नगद प्रवाह		५,०२९,३८८.४५	२,९७३,८८३.३०
चालु सम्पति तथा दायित्वमा भएको परिवर्तन			
चालु दायित्वमा वृद्धि/(कमी)	५	६१३,६६८.००	७३,८७५.७५
चालु सम्पतिमा (वृद्धि/कमी)	८	१,८३०,४८४.०३	(१,४२७,१२३.६८)
कुल कार्यशिल पुँजीबाट नगद प्रवाह		२,४४४,१५२.०३	(१,३५३,२४७.९३)
कुल सञ्चालन गतिविधिबाट नगद प्रवाह(क)		७,४७३,५४०.४८	१,६२०,६३५.३७
(ख) लगानी गतिविधिबाटको नगद प्रवाह			
स्थिर सम्पतिको खरिद	६	(८,५९४,९४०.६०)	(१,२२३,७८६.००)
कुल लगानी गतिविधिबाटको नगद प्रवाह(ख)		(८,५९४,९४०.६०)	(१,२२३,७८६.००)
(ग) वित्तीय गतिविधिबाटको नगद प्रवाह			
पुँजीगत अनुदान प्राप्त	४	१,२२९,७५७.००	३,३०६,४४९.००
अन्य विविध कोषमा (वृद्धि/कमी)	३	-	-
कुल वित्तीय गतिविधिबाट नगद प्रवाह (ग)		१,२२९,७५७.००	३,३०६,४४९.००
कुल गतिविधिबाट नगद प्रवाह (क+ख+ग)		१०८,३५६.८८	३,७०३,२९८.३७
शुरु नगद तथा बैंक मौज्जात		६,४५८,९०८.५६	२,७५५,६१०.१९
चालु आ.व.को अन्त्यको नगद तथा बैंक मौज्जात		६,५६७,२६५.४४	६,४५८,९०८.५६

प्रमुख लेखानीति तथा टिप्पणी

१३

आजको मितिमा संलग्न प्रतिवेदन अनुसार

लेखा प्रमुख

संयोजक  
लेखा समिति

अध्यक्ष  
नया. व्यवस्थापन समिति

क्याम्पस प्रमुख

लेखापरिक्षक  
सि.ए. अमित पौडेल



जनसंचालित बहुमुखी क्याम्पस  
सालबन्दी, सर्लाही  
स्वीर सम्पत्तिको आसकठी विवरण  
आषाढ ३१, २०८१ को

क्र.सं	सम्पत्तिको विवरण	संख्या	गत वर्षको बाल्या (रु)	ग्रीष्म सतिनासम्म (पुरा वटा)	माघ-शैत्र (२२/३ वटा)	वैशाख-ज्येष्ठ (१/३ वटा)	यस वर्षको कुल वटा (रु)	जम्मा हालसोच्य रकम (रु)	आसकठी दर-%	आसकठी रकम	जम्मा बाकी (रु)
१	उगगा	१-०-०-०	१,१०६,८७५.००	-	-	-	-	१,१०६,८७५.००	-	-	१,१०६,८७५.००
२	भवन २	३४ कोठे पक्की	१७८७६,४३०.६८	-	-	-	-	१७८७६,४३०.६८	५.००	८९३,८२१.५३	१६,७७०,२५२.१५
३	सैमितिक पुर्वाधार विकास		२६,२०९,७३७.५७	४,६६४,१४१.५०	-	६०,०००.००	४,७२४,१४१.५०	३०,९३३,८७९.०७	५.००	१,५४४,६९३.५५	२९,३८९,१८५.५१
४	पुस्तक बाँधेर	३३७४६ वान	३,४४५,९०५.६१	२७,३६०.००	१,४८०,७७४.६०	१,३७,०३३.००	१,६५४,७७७.६०	५,२००,६८३.२१	२०.००	४६१,६०७.३०	४,७३९,३७६.९१
५	सोफा काठको	१ सेट	३६७.४३	-	-	-	-	३६७.४३	२०.००	७३.४९	३०९.९४
६	स्टीलिय बरान	३० वान	१,२७,४९५.०८	-	-	१,२०,०००.००	१,२०,०००.००	१,३९,४९५.०८	१०.००	१,३९,४९५.०८	१,२६,५४९.९९
७	खाण्डे बरान (स्टीलको)	४ वान	१५,२१९.७२	-	-	-	-	१५,२१९.७२	१०.००	१,५२१.९७	१३,६९७.७५
८	अफिस टेबुल	१३ वान	६,७६६.३०	-	-	-	-	६,७६६.३०	१०.००	६,७६६.३०	६,०८९,७७.८७
९	सोफा बिन (काठको)	१ वान	३४२.७६	-	-	-	-	३४२.७६	२०.००	६८.५५	२७४.२१
१०	काठको कुर्सी टुप सहित	४१ वान	६,३६५.७७	-	-	-	-	६,३६५.७७	२०.००	१,२७३.१५	५,०९२.६१
११	काठको टेबुल तथा टि टेबुल	४१ वान	३,४५७.३०	-	-	-	-	३,४५७.३०	१०.००	३४५.७३	३,१११.५७
१२	स्टील कुर्सी	२३४ वान	४,९५,८४६.२५	-	-	-	-	४,९५,८४६.२५	१०.००	४९,५८४.६३	४,५६,२६१.६३
१३	डेस्क तथा केबल	४३६ वान	९,०,८७२.००	-	१,७५,०००.००	-	१,७५,०००.००	१,०६५,८७२.००	२०.००	१,७५,०००.००	९,१०९,८७२.००
१४	फालामको रयाक तथा मुलकासय र शिपक	२४ वान	२७,२१३.७५	८६,१००.००	-	-	८६,१००.००	१,१३,३१३.७५	१०.००	१,१३,३१३.७५	१,०१,९८३.३६
१५	काठको रयाक	२ वान	२,०३३.५५	-	-	-	-	२,०३३.५५	१०.००	२०३.३६	१,८३०.१९
१६	फालामको स्ट्याण्ड	५ वान	३९६.००	-	-	-	-	३९६.००	१०.००	३९.६०	३५६.४०
१७	प्लास्टिक कुर्सी तथा टेबुल	२६ वान	८,२७७.२८	-	-	-	-	८,२७७.२८	२५.००	२,०६९.३२	६,२०७.९६
१८	हुडन कुर्सी	२ वान	१,४०९.०६	-	-	-	-	१,४०९.०६	२०.००	२८१.८१	१,१२७.२५
१९	नि कुर्सी	१ वान	३७३.७४	-	-	-	-	३७३.७४	२०.००	७४.७५	२९८.९९
२०	सुचना पाटि र सुफाव भेटिका	२ वान	२,४१०.८८	-	-	-	-	२,४१०.८८	२०.००	४८२.१८	१,९२८.७०
२१	सोफा सेट	३ वान	२,३१८.९२	-	-	-	-	२,३१८.९२	२०.००	४६३.७८	१,८५५.१४
२२	लौ सेट, बस्स पलङ्ग, निरक	२ वान	६६,३२४.३४	-	-	-	-	६६,३२४.३४	२०.००	१३,२६४.८७	५३,०५९.४७
२३	ब्यान्केट्टर	३ वान	१,४४.४५	-	-	-	-	१,४४.४५	२५.००	३६.११	१,०८.३४
२४	साईकल	३ वान	१,७२२.४९	-	-	-	-	१,७२२.४९	२०.००	३४४.५०	१,३७७.९९
२५	घण्टी आउन	१ वान	५८.३६	-	-	-	-	५८.३६	२५.००	१४.५९	४३.७७
२६	डिजिटल सेट	३ वान	८८०.४९	-	-	-	-	८८०.४९	२५.००	२२०.१२	६६०.३७
२७	पखा मिलिङ तथा मिसे	९६ वान	८४,४३०.२१	२६,२१८.००	१६,४००.००	१६,०००.००	४४,७५६.००	१,३९,१४८.२१	२०.००	२८,६६२.९७	१,१०,४८५.२३
२८	कम्प्युटर	७४ वान	१,१४६,९६९.१७	-	-	-	-	१,१४६,९६९.१७	२५.००	२,९०,२९३.३३	९,१७,६७५.८४
२९	घण्टी तान्ने मोटर	३ वान	१०,८११.७४	-	-	-	-	१०,८११.७४	२५.००	२,७०२.९३	८,१०८.८१
३०	स्ट्याण्डिन (३ र १० के.मि.)	२ वान	४,१११.३७	-	-	-	-	४,१११.३७	२०.००	८२२.२७	३,२८९.१०
३१	जेनेरेटर	२ वान	४,८०७.४८	-	-	-	-	४,८०७.४८	२५.००	१,१९३.४१	३,६१४.०७
३२	Camera	२ वान	२०,७७३.६३	-	-	-	-	२०,७७३.६३	२५.००	५,१९३.४१	१५,५८०.२२
३३	UTL Set	१ वान	६३३.४४	-	-	-	-	६३३.४४	२५.००	१५८.२८	४७५.१६
३४	बैलकुट सामग्री	१ वान	१,२१,५३६.२५	-	-	-	-	१,२१,५३६.२५	२५.००	३,०३८.३१	१,१८,४९७.९४
३५	डिजिटलको तार	४०० मिटर	३७,७६०	-	-	-	-	३७,७६०	२५.००	९,४७६.५०	२८,२८३.५०
३६	अन्य सामग्री	३०० मिटर	६६,३९०.३७	-	-	-	-	६६,३९०.३७	२५.००	१,६६५.०९	६४,७२५.२८
३७	मास कुलो, मिलिङ्कर र अन्य	१ वान	२,०३४.५८	-	-	-	-	२,०३४.५८	२५.००	५०८.६९	१,५२५.८९
३८	Laptop	१३ वान	२,३६,३८८.३०	-	-	-	-	२,३६,३८८.३०	२५.००	५९,५९६.३३	१,७६,७९१.९७
३९	फर्निचर सामग्री तथा अन्य	३९ वान	३९,५२४.९१	१,४७,७७०.५०	-	-	१,४७,७७०.५०	९,९१,६९४.५३	२५.००	१,९४,४७८.८४	९,७२,२१६.६९



*Signature*

जनसंयोजित बहुमुखी क्याम्पस  
बालबन्दी, सर्लाही  
स्वीर सम्पत्तिको हासकठी विवरण  
आषाढ ३१, २०८१ को

क्र.सं	सम्पत्तिको विवरण	संख्या	गत वर्षको अवस्था (रु)	वीथ महिनासम्म (पुरा बर)	भाष-वैध (रु/३ बर)	वैशाख-वसांत (१/३ बर)	यस वर्षको कुल बाप (रु)	जम्मा हासयोग्य रकम (रु)	हासकठी बर-६-	हासकठी रकम	जम्मा बाँकी (रु)
४०	Sound System Set	४ भाग	१८,४४८.२६	-	-	१७,४००.००	१७,४००.००	३४,८४८.२६	२४.००	६,०४८.२६	२९,८००.००
४१	Projector/Mount/Screen	१३ भाग	१६२,७६२.८७	-	-	१३,४६०.००	१३,४६०.००	१७६,२२२.८७	२४.००	४१,८२८.२२	१३४,४००.६५
४२	LED TV	१ भाग	१०,४४३.८१	-	-	१९,२१०.००	१९,२१०.००	२९,६५३.८१	२४.००	४,८३९.०३	२४,८१४.७७
४३	Internet Connector & Wire	१ भाग	७९३२.४०	-	-	-	-	७९३२.४०	२४.००	१,९८३.१३	५,९४९.२८
४४	Exid 150 AH Battery	४ भाग	४२,११८.८१	-	-	-	-	४२,११८.८१	२०.००	१०,४३३.७६	३१,६८५.०५
४५	Exid Invertor/UPS	२ भाग	३२,८३६.३०	-	-	-	-	३२,८३६.३०	२०.००	६,४६७.२६	२६,३६९.०४
४६	Finger Print Based Time Att Device	३ भाग	६,७४४.४७	२०,९३७.८९	-	-	२०,९३७.८९	२७,६७४.३६	२४.००	६,४१८.०९	२०,७४४.२७
४७	Printer/Photocopy	११ भाग	१७७,९७८.२६	-	-	-	-	१७७,९७८.२६	२०.००	३४,९४४.६४	१४३,०३३.६२
४८	मुद्रा काटने मेशिन	३ भाग	२०,८३८.८७	-	-	-	-	२०,८३८.८७	२४.००	४,२०९.७२	१६,६२९.१५
४९	पाती फिटर	१६ भाग	१८,००६.०६	-	२,७३६.००	-	२,७३६.००	२०,७४२.०६	२४.००	४,४४८.०२	१६,२९४.०४
५०	विद्युतीय बेल	१ भाग	४,२२४.६१	-	-	-	-	४,२२४.६१	२४.००	१,१३१.१५	३,०९३.४६
५१	क्याम्पस बस	२ भाग	२,१६८,३२४.४०	-	-	-	-	२,१६८,३२४.४०	२०.००	४३३,६६४.९०	१,७३४,६५९.५०
५२	Dish Home Router & Switch Port	१/१ भाग	४,४०४.०१	-	-	-	-	४,४०४.०१	२४.००	१,१२६.२४	३,२७७.७७
५३	CC Camera	२६ भाग	३९,३२४.००	२७,४७२.००	३९,३२४.००	६१,०२०.००	१२७,९१६.००	१६६,६६६.०४	२४.००	२७,४४९.४१	१३९,१६६.६३
५४	MVR/POE	२/७ भाग	२४,१२१.००	२४,१२१.००	२१,०००.००	२०,३४०.००	६५,४६१.००	९०,२२३.३७	२४.००	१३,९३२.६७	७१,२९०.६३
५५	Barcode Reader	२ भाग	८,२४४.६१	-	-	-	-	८,२४४.६१	२४.००	२,०७३.७३	६,१७०.८८
५६	Harddisk	३ भाग	१०,०६१.९०	-	-	-	-	१०,०६१.९०	२४.००	२,६१८.१४	७,४४३.७६
५७	Pendrive	२७ भाग	३०,७२०.००	-	-	-	-	३०,७२०.००	२४.००	६,८४४.००	२४,८७६.००
५८	Round Table	३ भाग	३०,७२०.००	-	-	-	-	३०,७२०.००	२४.००	६,८४४.००	२४,८७६.००
५९	Dustbin Plastic	३७ भाग	२,३०९.७७	-	-	१७,६००.००	१७,६००.००	१९,९०९.७७	२४.००	४,९४४.११	१४,६६५.६६
६०	व्याकुस	१ भाग	६,९६०.९४	-	-	-	-	६,९६०.९४	२४.००	१,७४०.२३	५,२२०.७१
६१	माल पर्ना	३ भाग	-	१००.००	-	३,४००.००	३,४००.००	३,४००.००	२४.००	३०८.३३	३,०९१.६७
६२	भुति, कविता, कठो, कुर्पा	४/४/४/२ भाग	-	२४,२४४.००	-	-	२४,२४४.००	२४,२४४.००	२४.००	६,०६३.७४	१८,१८०.२६
६३	मिटर/पेन	६ भाग	-	१,३४०.००	-	७,१७४.००	७,१७४.००	८,५१४.००	२४.००	४,६७९.०८	३,८३५.९२
६४	मिटर/पेन	६ भाग	-	-	-	-	-	२,८००.००	२४.००	१,४७९.१७	१,३२०.८३
६५	मिटर/पेन	१ भाग	-	-	-	-	-	१४,८२०.००	२४.००	३,६३६.६७	११,१८३.३३
६६	मिटर/पेन	१ भाग	-	-	-	-	-	१६,४००.००	२४.००	४,१२४.००	१२,२७६.००
६७	मिटर/पेन	१ भाग	-	-	-	-	-	६,३९६.६७	२४.००	१,६३६.६७	४,७६०.००
६८	मिटर/पेन	१ भाग	-	-	-	-	-	४,३९६.६७	२४.००	१,६३६.६७	४,७६०.००
कुल जम्मा			४४,४४४,७९७.२३	४,१०७,६००.४०	२,९३४,२४८.१०	४,३९६,०९२.००	६,३९६,०९२.००	६,३९६,०९२.००	४,३९६,०९२.००	४,३९६,०९२.००	४,३९६,०९२.००



संस्थापक  
सि. ए. शक्ति चौधरी

संस्थापक  
समा. आनन्दमान शर्मिष्ठा

संस्थापक  
सि. ए. शक्ति चौधरी

संस्थापक  
सि. ए. शक्ति चौधरी



जनव्योति बहुमुखी क्याम्पस  
सालवन्दी, सर्लाही  
भाबकर ऐन अनुसारको हालसकरी विवरण  
आषाढ २१, २०८१ को

वि.नं	सुपान्तिको विवरण	संख्या	भात बार्बको बज्या (रु)	पीप गतिनासक्य (पुरा बर)	भात-बैत (रु/१ बर)	बैताक-भातर (१/१ बर)	यस बार्बको कुन बर (रु)	जम्मा भातयोय रकम (रु)	हालसकरी बर-१६	हालसकरी रकम	जम्मा बाकी (रु)
१	जग्गा	१-०-०-०	१,१०६,८७५.००	-	-	-	-	१,१०६,८७५.००	-	-	१,१०६,८७५.००
२	भवन २	३१ कोठे पक्की	१७८,५६,४३०.६८	-	-	-	-	१,१०६,८७५.००	५.००	५,०३२,९१५.१५	१६,९३९,८९०.१५
३	भौतिक सुसाधार विकास		२६,२०९,७३७.५७	४,६६४,१४१.५०	६०,०००.००	४,७२४,१४१.५०	४,७२४,१४१.५०	२०,६३६,८७५.००	५.००	१,४४,४६६.५५	२६,६८१,६८१.५५
४	पुस्तक खरिद	३३७६६ भाग	३,३५८,३५५.३०	२७,३६०.००	१,४८०,७०४.६०	१,६५९,०७९.६०	१,६५९,०७९.६०	५,०१७,४३४.९०	१५.००	६६,२७८.५०	४,३५१,१५६.४०
५	सोका काठको	१ सेट	३६३.२२	-	-	-	-	३६३.२२	२५.००	६,०८०.००	२०६.५४
६	स्टील राख	३० भाग	१०६,३२९.२३	-	१२,०००.००	१२,०००.००	१२,०००.००	११८,३२९.२३	२५.००	२,७५८.२५	१२०,०८७.४८
७	खान्डे राख (स्टीलको)	४ भाग	१२,६८३.१०	-	-	-	-	१२,६८३.१०	२५.००	१,१६०.७८	१३,८४३.८८
८	भित्ति टोख	११ भाग	४६,३८६.९२	-	-	-	-	४६,३८६.९२	२५.००	१,४०९.७३	४७,७९६.६५
९	सोका घेब (काठको)	१ भाग	३२१.३४	-	-	-	-	३२१.३४	२५.००	६,०३६.३६	६,३५७.७०
१०	काठको कुसी टुल सोल	४१ भाग	५,९६७.९१	-	-	-	-	५,९६७.९१	२५.००	१,४६१.९८	७,४२९.८९
११	काठको टोख तथा टि टोख	११ भाग	२,८८१.०८	-	-	-	-	२,८८१.०८	२५.००	७२०.२७	३,६०१.३५
१२	स्टील कुसी	२३४ भाग	४९६,४३८.५४	-	-	-	-	४९६,४३८.५४	२५.००	१,२४,९१३.६४	६२१,३५२.१८
१३	डेस्क तथा बेन्च	४३६ भाग	८५,१९२.४०	-	९,७५,०००.००	९,७५,०००.००	९,७५,०००.००	९,८३५,१९४.८०	२५.००	२,७६,९४८.३६	१२,६०५,१४३.१६
१४	फनामको रसाक तथा पुस्तकालय र शिबक खरिद	२४ भाग	२२,६७३.१३	८६,१००.००	-	-	८६,१००.००	१०८,७७६.२६	२५.००	२,५१,४६६.५६	१,३६,३४२.७६
१५	काठको रसाक	२ भाग	१,६९४.७१	-	-	-	-	१,६९४.७१	२५.००	४,२६६.६८	५,९६१.३९
१६	फनामको स्ट्याण्ड	५ भाग	३३०.००	-	-	-	-	३३०.००	२५.००	६,२५०.००	६,५८०.००
१७	व्यक्तिगत कुसी तथा टोख	२६ भाग	८,२७७.२८	-	-	-	-	८,२७७.२८	२५.००	१,०६९.३२	९,३४६.६०
१८	हुल कुसी	१,२१४.७४	१,२१४.७४	-	-	-	-	१,२१४.७४	२५.००	३१,२६९.६९	१,०६९.०६
१९	मि कुसी	१ भाग	३३०.३८	-	-	-	-	३३०.३८	२५.००	८,०६९.६९	८,३९९.०७
२०	सुचना पाटि र सुभाष गेटिका	२ भाग	२,२६०.२०	-	-	-	-	२,२६०.२०	२५.००	५,९४४.७५	६,२००.९५
२१	सोका सेट	२ भाग	२१,७३३.०५	-	-	-	-	२१,७३३.०५	२५.००	५,४३३.२६	२७,१६६.३१
२२	सो बेड, बास्न पलङ्ग, सिरक	२ भाग	६२,१७९.०७	-	-	-	-	६२,१७९.०७	२५.००	१,५४,४४४.३०	२,१६,६२३.३७
२३	स्पाक्युलेटर	२ भाग	१,७६.१८	-	-	-	-	१,७६.१८	२५.००	४,४४४.३०	४,६२०.४८
२४	साईकल	३ भाग	१,७२२.४६	-	-	-	-	१,७२२.४६	२५.००	६,४४४.३०	८,१६६.७६
२५	बाटो काउन	१ भाग	६६.१४	-	-	-	-	६६.१४	२५.००	१,६६६.६६	१,७३२.८०
२६	डिफेन्स सेट	३ भाग	८८०.४९	-	-	-	-	८८०.४९	२५.००	२,०००.००	२,८८०.९८
२७	तथा (सिनिङ तथा सिने)	१६ भाग	१,०७,७०७.१०	२६,२१८.००	१६,५००.००	५४,९३६.००	५४,९३६.००	१,०७,७०७.१०	१५.००	१९,४३६.७६	१,२७,१४२.८६
२८	कम्प्युटर	७४ भाग	१,०७,७०७.१०	-	-	-	-	१,०७,७०७.१०	२५.००	२,६२५,०००.००	२,७३२,७०७.१०
२९	पानी लाने मोटर	३ भाग	१,२४३.३०	-	-	-	-	१,२४३.३०	१५.००	१,६६६.६६	२,९०९.९६
३०	स्टेल्वाइजर (३ र १० के.भि.)	२ भाग	४,३७८.९५	-	-	-	-	४,३७८.९५	१५.००	५,९६६.६६	१०,३४५.५१
३१	मोटर	२ भाग	६,५८१.८१	-	-	-	-	६,५८१.८१	१५.००	५,९६६.६६	१२,५४८.४७
३२	Camera	२ भाग	२०,७३३.६३	-	-	-	-	२०,७३३.६३	२५.००	५,९६६.६६	२६,६९९.२९
३३	UTL Set	१ भाग	६३३.१४	-	-	-	-	६३३.१४	२५.००	५,९६६.६६	६,६००.८०
३४	बिस्कुट सामग्री	१ भाग	१,२४३.२५	-	-	-	-	१,२४३.२५	२५.००	५,९६६.६६	७,२०९.९६
३५	डिफेन्सको तार	४०० मिटर	३४७.६०	-	-	-	-	३४७.६०	२५.००	५,९६६.६६	६,३१४.२६
३६	अन सामग्री		९६,२९०.३७	२१,६४०.००	-	-	२१,६४०.००	१,१७,९३०.३७	२५.००	२,६६६.६६	१,२०,५९६.७४
३७	पास बुन, सिनिङ र अन्य		२३६,३८५.३०	-	-	-	-	२३६,३८५.३०	२५.००	५,९६६.६६	२४२,३५१.६६
३८	Laptop		२,३०६.९९	-	-	-	-	२,३०६.९९	२५.००	५,९६६.६६	८,२७३.६५
३९	सिनिङ सामग्री तथा अन्य		३१५,८२१.५२	१६७,२२५.११	३६६,७९७.५०	१,४५१,७००.००	६८१,८२६.६१	९,९३,७२३.६३	२५.००	१,९४,४७८.८४	११,८८,२०२.४७



जनक्योति बहुमुखी क्याम्पस  
सालवन्दी, सर्लाही  
आवक ऐन अनुसारको हराकडी विवरण  
आषाढ २१, २०८१ को

क्र.नं	सम्पत्तिको विवरण	संख्या	गत वर्षको मूल्या (रु)	पूँज सम्पत्तिको मूल्या (रु)	मास-बीच (२/३ वर)	बैशाख-बसाव (१/३ वर)	गत वर्षको कुल मूल्य (रु)	जम्मा हरायोग्य रकम (रु)	हाराकडी बट-१	हाराकडी रकम	जम्मा बाँकी (रु)
४०	Sound System Set	४ वान	१८,४८८.२६	-	-	१७,४००.००	१७,४००.००	३४,९८८.२६	२४.००	६,०९८.९०	२९,८८९.३६
४१	Projector/Mount/Screen	१२ वान	१६२,७९२.८७	-	-	१३,४६०.००	१३,४६०.००	१,७६,२५२.८७	२४.००	४,१८२.२२	१,७१,०७०.६५
४२	LED TV	१ वान	१०,९४२.८१	-	-	१९,२१०.००	१९,२१०.००	३०,१५२.८१	२४.००	४,३३९.०३	२५,८१३.७७
४३	Internet Connector & Wire	१ वान	७,९३२.४०	-	-	-	-	७,९३२.४०	२४.००	१,९६३.१३	५,९६९.२७
४४	Exid 150 AH Battery	४ वान	४४,३७६.२३	-	-	-	-	४४,३७६.२३	१४.००	८,३०६.४४	४७,०८१.८०
४५	Exid Inverter/UPS	२ वान	३४,८८८.४७	-	-	-	-	३४,८८८.४७	१४.००	४,२३३.२९	२९,६५५.१८
४६	Finger Print Based Time Att Device	३ वान	६,७४४.४७	२०,९३७.८९	-	-	२०,९३७.८९	२७,६८२.३६	२४.००	६,९१८.०९	२०,७६४.२७
४७	Printer/Photocopy	११ वान	१६,६५४.६२	-	-	-	-	१६,६५४.६२	२४.००	४,१७३.६५	१२,४८०.९६
४८	बुकि काटने मेसिन	३ वान	२३,६१७.३९	-	-	-	-	२३,६१७.३९	१४.००	३,४२९.६१	२०,१८७.७८
४९	गानी रिक्टर	१६ वान	२०,४०९.१४	-	२,७३६.००	-	२,७३६.००	२३,१४५.१४	१४.००	३,३३४.९७	१९,८१०.१७
५०	किताबी ढेडा	१ वान	४,२४४.६१	-	-	-	-	४,२४४.६१	२४.००	१,३११.१४	२,९३३.४६
५१	स्वाम्यस बस	२ वान	२,०३२.८०४.२२	-	-	-	-	२,०३२.८०४.२२	२४.००	४०८.२०१.०६	१,६२४.६०३.१७
५२	Dish Home	१ सेट	८,४०४.०१	-	-	-	-	८,४०४.०१	२४.००	२,१०.०१	६,३०४.००
५३	Router & Switch Port	१/१ वान	४,४०४.०१	-	-	-	-	४,४०४.०१	२४.००	१,१२९.२४	३,२७४.७७
५४	CC Camera	२६ वान	३४,७१०.०४	२७,७९७.००	३९,३२४.००	६१,०२०.००	१२७,१३९.००	१६६,६२९.०४	२४.००	२७,४४९.४१	१,९९,५८८.५३
५५	MVR/POE	२/७ वान	२६,३१०.०२	२४,१२१.००	२१,०००.००	२०,३४०.००	६५,४६१.००	९१,७७१.०२	१४.००	१०,६८१.६५	५५,०८९.३६
५६	Barcode Reader	२ वान	८,२९४.६१	-	-	-	-	८,२९४.६१	२४.००	२,०७३.७३	६,२२०.८८
५७	Harddisk	३ वान	१०,०९१.९०	-	१४,९९६.००	-	१४,९९६.००	२४,९७७.९०	२४.००	४,९६८.१४	२०,००९.७६
५८	Pendrivel	२७ वान	११,२९४.४२	-	-	-	-	११,२९४.४२	२४.००	२,८२३.६०	८,४७०.८२
५९	Round Table	३ वान	२८,८००.००	-	-	-	-	२८,८००.००	२४.००	७,२००.००	२१,६००.००
६०	Dustbin Plastic	३७ वान	२,३०९.७७	-	-	१७,६००.००	१७,६००.००	१९,९०९.७७	२४.००	२,०४४.११	१७,८६५.६६
६१	प्याङ्कस	३ वान	६,६६०.८३	-	-	-	-	६,६६०.८३	२४.००	१,७४०.२१	४,९२०.६२
६२	सवाल पर्चा	३ वान	-	१००.००	-	-	१००.००	६,७६०.८३	२४.००	३०८.३३	६,४५२.५०
६३	बुकि, कानिया, कुटी, बुगा	४.४/४.४/२ वान	-	२४,२४४.००	-	३,४००.००	२७,६४४.००	२४,२४४.००	१४.००	३,६३८.२४	२०,९९६.७६
६४	सिस्टममा	३ वान	-	-	-	७,९७४.००	७,९७४.००	७,९७४.००	१४.००	३,४८.७६	४,६२५.२४
६५	सिस्टममा	३ वान	-	-	-	२,८००.००	२,८००.००	२,८००.००	२४.००	४,७९.१७	२,२२०.८३
६६	सिस्टममा	३ वान	-	-	-	२,३४०.००	२,३४०.००	२,३४०.००	२४.००	१,९४८.६७	४,२८८.३३
६७	प्याङ्क मेसिन	१ वान	-	-	-	१४,८२०.००	१४,८२०.००	१४,८२०.००	१४.००	१,४८२.००	१३,३३८.००
६८	मेसिनमा	१ वान	-	-	-	-	-	१६,४००.००	१४.००	२,४७४.००	१४,०२६.००
	कुल जम्मा		४,३९,९४६.९९४.७३	४,१०७,६००.४०	२,९३४,२४८.१०	४,४३,०९२.००	८,४६,५९७.४९	६,२४,९०,१३३.३३	४,७९६,४७४.४८	४,७९,६६६.००	१,६७,९३१.००



वेवापरीकाक  
सि.पू. बलित पीढेका

वेवापरीकाक  
सि.पू. बलित पीढेका

वेवापरीकाक  
सि.पू. बलित पीढेका



## JANAJYOTI MULTIPLE CAMPUS

### Lalbandi, Sarlahi

#### Name list of Campus Management Committee (CMC)

1. Dipak Adhikari (Chairperson)
2. Kamal Prasad Poudel (Vice-Chairperson)
3. Saroj Babu Neupane (Member)
4. Pabitra Ghumire (Member)
5. Yograj Devkota (Member)
6. Ramnarayan Chaudhary (Member)
7. Keshab Prasad Dhungana (Member)
8. Krishna Gautam (Member)
9. Panchalal Syngbo (Member)
10. Ramshankar Paswan (Member)
11. Ganga Prasad Chaulagain (Member)
12. Narayan Adhikari (Member)
13. Dipendra Kumar Balampaki (Member)
14. Binod Yadav (Member)
15. Samir Singh (Member)
16. Jana Jyoti Ma. Vi. (Chair person) (Member)
17. Bhuwan Kafle (Member)
18. SQC Representative (Member)
19. Birendra Chaudhary (Member-Secretary)



*[Handwritten signature]*